

"Your monitoring specialist"
certified ISO 9001 + ISO 14001



Crimping Line

Micrograph laboratory **Microlab ML 3700**

Tabletop laboratory for making cross-section analysis



With the Microlab you can prepare microsections of crimped contacts in a very professional and comfortable manner.

The Microlab product family is designed to prepare cross sections of conductor crimps and insulation crimps easily and comfortably within a few minutes. After cutting, polishing and etching of the sample, the image of the cross section can be visualized on the screen. Now a comprehensive quality check of the crimp can be performed by using the special designed image processing software X-Scan.

Equipped with a high quality 12x zoom objective the **Microlab ML 3700** is the ideal tool to conduct quality tests quick and comfortable. The high resolution camera delivers first-class digital colour pictures which can be easily measured with the automatic function of the image processing software **X-Scan**. Automatically generated records can be used as proofs of quality. Of course, X-Scan fulfills all relevant DIN standards and OEM specifications.

Performance features

- Complete micrograph laboratory integrated in an MDF board
- Easily operated **optic with 12x zoom objective** with an outstanding combination of zoom and resolution
- First-class digital colour camera USB 3.0** with special photosensitive CMOS sensor and 5.0 megapixel resolution
- Well suited for cross sections from **0.1 to 10 mm²** (AWG 28 – AWG 10)
- Comfortable **analysis software X-Scan**



Quality Management
ISO 9001
www.dekra-seal.com

C-tec Cable technologies GmbH & Co.KG
Ilztalstraße 11 Tel.: +49 (0) 8554 – 94 23 9-0
D-94513 Schönberg Fax: +49 (0) 8554 – 94 23 9-20


eMail: info@cable-tec.net
HP: www.cable-tec.net




Environmental Management
ISO 14001
www.dekra-seal.com

"Your monitoring specialist"
certified ISO 9001 + ISO 14001

Crimping Line



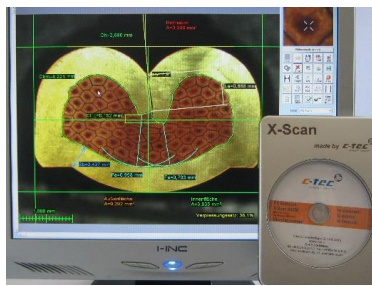
Terminal holder



Cutting the crimp



Optic with camera



Finished microsection with X-Scan

Performance features in detail

- ⊗ **Complete system**, integrated ergonomically and functionally in an MDF board laminated with stainless steel
- ⊗ High quality **optic with 12x zoom objective** and **convenient focusing** (coarse and fine adjustment)
- ⊗ **High performance digital color camera** with photosensitive 5.0 megapixel CMOS-Sensor, optical class 1/2", USB 3.0
- ⊗ Suitable for small and medium contact sizes from **0.1 to 10 mm²**
- ⊗ Standard terminal holder for **cross sections up to 6 mm²** (further sizes available on request)
- ⊗ Long-life **LED illumination** at the microscope
- ⊗ Energy saving **working lamp** for the Cutting-/Grinding unit
- ⊗ Fitting gas tight mount for 7 calibration gauges
- ⊗ Appropriate tool set for the sample preparation
- ⊗ With comfortable **analysis software X-Scan**
- ⊗ Compact dimensions
- ⊗ Software calibration based on traceable standards incl. calibration certificate
- ⊗ Cross-sectioning of the sample can be carried out **without any disturbance** of the terminal and cable stranding
- ⊗ Optional: ancillary lens 0.5x for 12x zoom objective for extended applications

Specifications

⊗ Type	ML 3700
⊗ Voltage supply	100 – 240 VAC 50/60 Hz
⊗ Smallest extension (15" monitor)	24x
⊗ Largest extension (15" monitor)	288x
⊗ Smallest crimp height for a full screen	0.25 mm
⊗ Largest crimp height for a full screen	8.0 mm
⊗ Measurement resolution µm per pixel	13 - 7.31 - 5.17 - 3.72 - 3.0 - 2.45 - 2.10 - 1.84 - 1.64 - 1.47 - 1.34 - 1.23 - 1.14 - 1.06
⊗ Optical zoom grades	0.58 - 1.0 - 1.5 - 2.0 - 2.5 - 3.0 - 3.5 - 4.0 - 4.5 - 5.0 - 5.5 - 6.0 - 6.5 - 7.0
⊗ Camera resolution	2560 x 1920 Pixel
⊗ Camera connection	USB 3.0 port
⊗ Object illumination	Longlife LED ring light for true color pictures
⊗ Fine polishing	electro chemical
⊗ Cross section sizes standard	0.1mm ² - 10mm ² (AWG 28 – AWG 10)
⊗ Recommended temperature	22°C +/- 5°
⊗ Dimensions (W x D x H)	1200mm x 430mm x 500mm
⊗ Weight	27 kg